



**Learning at Phelps Luck...
Inside Our Second Grade**

**Back to School Night
September 17, 2018**



Meet the Teachers

- Amy Adams
- Wendy Crockett
- Jeanette Smith
- Cara Williams
- Jennifer Corb



Daily Schedule

8:45 – Breakfast

9:00 – Reading

10:15 – Writing

11:00 – Recess/Lunch

12:00 – Related Arts

1:00 – Circle

1:15 - Math

2:00 – Science/Social Studies/Health

3:15 – Dismissal

Working Together to Support Your Child's Learning

- Weekly team content planning
- Quarterly long-range strategic planning
- Co-planning with support staff
- Monthly data discussions

Breakfast Program at PLES

- Breakfast is offered everyday at 8:40 – 9:00.
- Participation is completely voluntary.
- There is no charge for breakfast.

Daily Reading Instruction

Guided Reading

- Word Attack
- High Frequency Words
- Fluency
- Expand Vocabulary
- Comprehension

Daily 5

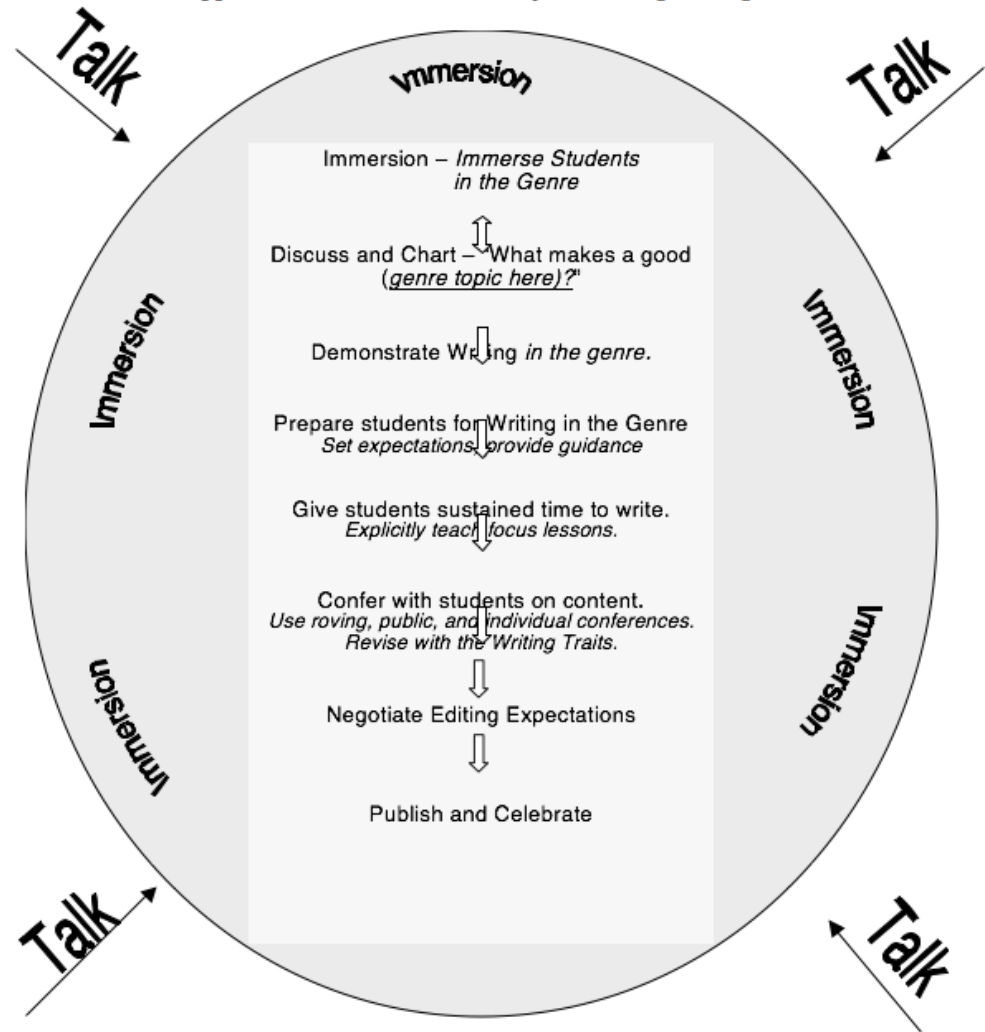
- Read to Self
- Read with Someone
- Listen to Reading
- Work on Writing
- Handwriting
- Word Work

Daily Writing Instruction

Appendix A: Instructional Model for Teaching Writing Genres

Units of Study

- Narrative
- Informational
- Opinion



How can I help my child be a successful reader?

- Read with your child every night.
- When an error is made WAIT to give your child the chance to work independently.
- Ask questions. Urge your child to reread the text to locate the answer.
- Model expressive reading and have your child echo read.

Math Units

Grade 2

- Problem Solving
- Place Value
- Addition and Subtraction to 1000
- Fact Fluency
- Time
- Money
- Measurement
- Shapes and Figures

Grade 2 Above

- Problem Solving
- Place Value
- Addition and Subtraction
- Multiplication and Division
- Fact Fluency
- Fractions
- Time
- Area and Perimeter
- Attributes of Shapes

Daily Math Instruction

What?

- Understand and Persevere
- Logic and Reasoning
- Justify and Critique
- Modeling
- Use of Appropriate Tool
- Attend to Precision
- Utilize Structure
- Utilize Patterns

How?

- Small Group Instruction
- Games
- DreamBox
- Problem Solving Journals
- Independent Seat Work

How can I help my child be a successful mathematician?

- Play a math fact game.
- Talk math! When reviewing your child's homework, ask them HOW they got the answer.
- Participate in one of the PLES Math nights.

Content Units

Science


- Properties of Matter
- Earth's Features
- Earth's Changing Landscape
- Relationships in Habitats

Social Studies

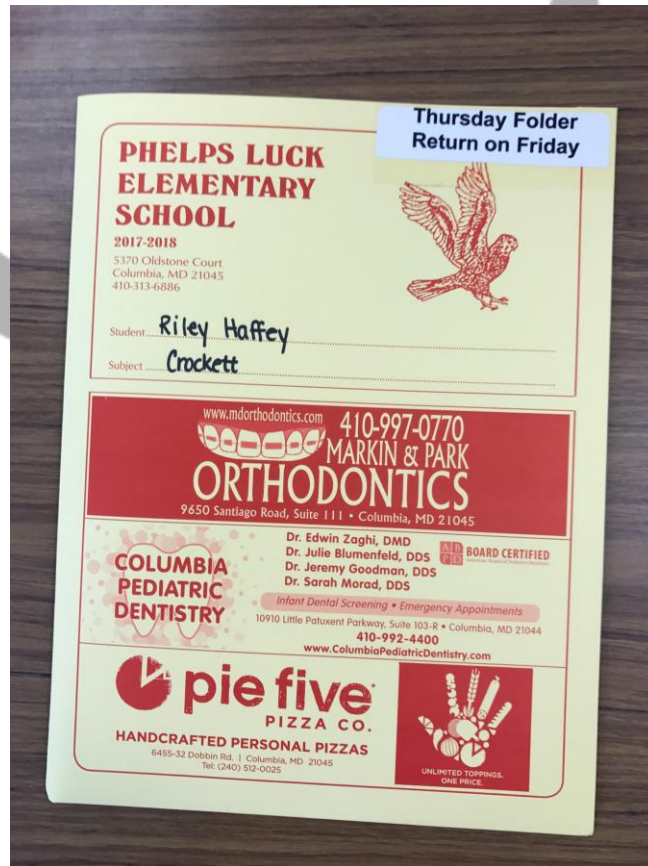
- Comparing Communities
- People and the Environment
- Let's Go Shopping
- Citizens in the Community

Homework

- Read for 20 minutes and practice math facts every night.
- Language Arts skill sheet
- Math skill sheet



Communication



- Class Dojo
- Thursday Folder
- Report Card
- November/ February Conference
- E-mail
- Phone Call
- Dismissal

Class Dojo

- Reward students for positive behavior
- Group reminders
- Individual communication
- Share class pictures
- FUN FRIDAY



Daily Points

- Reading 3
- Writing 3
- Related Arts 3
- Transition 2
- Math 3
- Content 3
- Total = 17 Possible Points



SOARING TO SUCCESS

How Can I Support At Home?

- **Talk with your child about what it means to respect self, others and property at home.**
- **Focus on the positive things that your child does at home and talk about why these behaviors are important to you.**
- **Talk about how many Dojo points your child received or did not receive each day and what they did well and how they can improve.**

