



Grade 2 Back-to- School Night 2021-2022

Second Grade Teachers



Mrs. Crockett



Mrs. Smith



Ms. Williams



Mrs. Bennett



Ms. Kline



Ms. Kimes


Support Teachers



Ms. Ledgard



Ms. Golibart



Ms. Hinz



Mrs. Gilbert

Daily Schedule

8:45 Breakfast

9:00 Circle

9:15 ELA (Word Study, Reading Groups, Being a Writer & Read Aloud)

11:15 Recess, Lunch & Related Arts

1:15 Content (Social Studies, Science & Health)

2:00 Math

3:15 Dismissal

Breakfast & Lunch

- Breakfast is available every day at 8:40 - 9:00.
- Lunch is at 11:45 - 12:15.
- Lunch & breakfast are FREE.
- Bring a water bottle filled with water.

Language Arts (Reading)

- Direct instruction of the reading standards through modeled lessons and interactive read alouds.
- Differentiated small group instruction.
- Independent Work on Reading & Work on Writing activities.

*Supports for reading instruction are available on the
[HCPSS Family and Community Resource pages](#)*

Language Arts (Writing)

Units of Writing

- Narrative,
- Informational
- Opinion
- Letter
- Poetry

How

- Analyze author's writing
- Whole group writing
- Independent writing
- Share pieces of writing

Language Arts Block

	Group 1	Group 2	Group 3
9:15 - 10:15	Whole Group Instruction (read aloud, writing, word study)		
10:15 - 10:35	Small Group Reading	Work on Writing or Word Work	Work on Reading or Intervention
10:35 - 10:55	Work on Reading or Intervention	Small Group Reading	Work on Writing or Word Work
10:55 - 11:15	Work on Writing or Word Work	Work on Reading or Intervention	Small Group Reading

How can I help my child be a successful reader?

- Read with your child every night.
- When an error is made, WAIT, to give your child a chance to work independently.
- Ask questions. Urge your child to locate the answer in the text.
- Model expressive reading.

Math

- Standards-based instruction centered on big ideas in grade 2 including
 - Number relationships (place value and comparison)
 - Addition and subtraction through 1,000
 - Problem solving
- Differentiated small group instruction.
- Independent practice

For more information about mathematics visit
<https://www.hcpss.org/academics/mathematics/>

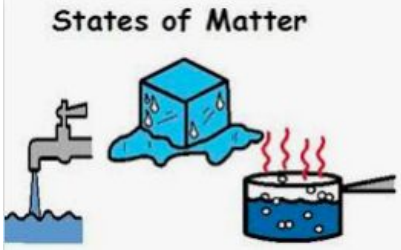



Math Block

	Group 1	Group 2
2:00- 2:20	Whole Group Instruction	
2:20 - 2:40	Math Group	Independent Work
2:40 - 3:00	Independent Work	Math Group
3:00 - 3:15	Closure	

How can I help my child be a successful mathematician?

- Play a math fact game with your child.
- Talk math! When reviewing your child's work, ask them HOW they got the answer.
- DreamBox

Science

Quarter 1: Properties of Matter	Quarter 2: Earth's Features	Quarter 3: Earth's Changing Landscape	Quarter 4: Relationships in Habitats
<p>States of Matter</p> 			

- For HCPSS Science information, visit: <https://www.hcpss.org/academics/elementary-science/>
- For more information about the Next Generation Science Standards, visit: <https://www.nextgenscience.org/parentguides>





Social Studies

Quarter 1: Comparing Communities	Quarter 2: People and the Environment	Quarter 3: Let's Go Shopping	Quarter 4: Citizens in the Community
			

- For HCPSS Social Studies information, visit:

<https://tinyurl.com/2020-SocSt-Matrix>





Health

Quarter 1: Social Emotional Health	Quarter 2: Safety and Injury Prevention	Quarter 3: Nutrition and Disease Prevention	Quarter 4: Substance Abuse Prevention and Personal Health
			

- For HCPSS Health information, visit:

<https://www.hcpss.org/academics/health-education/>

Zones of Regulation

			
BLUE ZONE Sad Sick Tired Bored Moving Slowly	GREEN ZONE Happy Calm Feeling Okay Focused Ready to Learn	YELLOW ZONE Frustrated Worried Silly/Wiggly Excited Loss of Some Control	RED ZONE Mad/Angry Terrified Yelling/Hitting Elated Out of Control

How can I help my child be a successful student?

- Make sure your child's chromebook is charged for school every day.
- Bring water bottle filled with water, Chromebook, charger, and headphones.
- Look in your child's backpack and empty it regularly of any completed assignments.
- Ask your child every day one thing that he/she learned in school that day.
- Homework: read for 20 minutes and practice math fact cards

Report Card

THE HOWARD COUNTY PUBLIC SCHOOL SYSTEM

Report Card •

Student:

Student ID:

Grade:

Teacher: , .

Evaluation Code: Indicates performance at the student's instructional level based on multiple measures including, but not limited to, teacher observation, formal and informal assessments, classwork, and projects.

I - Independent
W - With Assistance
N - Not Apparent at This Time

Learning Behaviors: Indicates student demonstration of learning behavior expectations.

1 - Meets Expectations
2 - Making Progress Towards Expectations
3 - Limited / No Progress Towards Expectations

Instructional Level Code: Indicates student performance as compared to grade level expectations in reading and mathematics.

A - Above Grade
O - On Grade
B - Below Grade

REPORTING PERIOD				
LANGUAGE ARTS	1	2	3	4
Communicates ideas clearly when speaking				
Identifies words effectively when reading				
Demonstrates reading comprehension				
Communicates ideas clearly when writing				
Meets expectations in spelling				
Meets expectations in capitalization/punctuation				
MATHEMATICS				
Meets expectations in learning basic facts				
Demonstrates an understanding of concepts				
Applies problem solving strategies				
SCIENCE				
Demonstrates knowledge and skills				
SOCIAL STUDIES				
Demonstrates knowledge and skills				

REPORTING PERIOD				
HEALTH EDUCATION	1	2	3	4
Demonstrates knowledge and skills				
PHYSICAL EDUCATION				
Demonstrates knowledge and skills				
MUSIC				
Demonstrates knowledge and skills				
ART				
Demonstrates knowledge and skills				
LIBRARY MEDIA				
Demonstrates knowledge and skills				

REPORTING PERIOD				
INSTRUCTIONAL LEVELS	1	2	3	4
Reading Instructional Level				
Mathematics Instructional Level				

REPORTING PERIOD					
ATTENDANCE	1	2	3	4	Total
Days Absent					
Days Present					
Days Tardy					

Reporting Period: Each reporting period stands independent; the fourth marking period is not cumulative.

Attendance: Calculated in accordance with state regulations.

LEARNING BEHAVIORS	LANG. ARTS				MATH				SCIENCE				SOC. STUDIES				HEALTH				PHYS. ED.				MUSIC				ART				LIB. MEDIA			
	1	2	3	4	1	2	3	4	1	2	3	4	1	2	3	4	1	2	3	4	1	2	3	4	1	2	3	4	1	2	3	4				
	Demonstrates Interpersonal Skills																																			
	Demonstrates Responsibility																																			
	Demonstrates Perseverance																																			
	Demonstrates Collaboration																																			
	Demonstrates Initiative																																			

Principal _____

Understanding the report card: A gray box above indicates the score is not reported during the reporting period. The report card is one means of communicating your student's progress within Howard County Public School System's curriculum for each quarter. Parents are encouraged to maintain communication with school staff throughout the year.

Communication

- E-mail
- Child's Canvas Inbox e-mail
- Class Dojo
- If your child will be absent or late, please notify the teacher and send an e-mail to PLESAbsence@HCPSS.org
- Thursday folder
- If you are going to change how your child is getting home on any given day, either send in a note or call the front office prior to dismissal.



THANKS FOR COMING!

