



Grade 2
**Back-to-
School
Night
2024-2025**

Second Grade Teachers



Daily Schedule

8:25 Breakfast

8:45 Circle

9:00 Content (Social Studies, Science & Health)

9:45 Math

11:00 ELA (Whole group word study & Read Alouds,
Writing)

12:00 Related Arts

1:00 Recess & Lunch

2:00 ELA Small Groups

Breakfast, Lunch & Snack

- Breakfast is available every day at 8:30 - 8:45.
- Breakfast is FREE.
- Lunch is at 1:30- 2:00.
- Lunch costs \$2.80 unless you have been approved for free or reduced lunch. This form should be completed each year.
- Please make sure your child knows his/her pin number.
- [Application for Free and Reduced Lunch](#)

Language Arts (Reading)

- Direct instruction of the reading standards through modeled lessons and interactive read alouds.
- Grade appropriate phonetic patterns taught through explicit word study instruction for spelling and reading.
- Differentiated small group instruction.
- Independent Work on Reading & Work on Writing activities.

Supports for reading instruction are available on the [HCPSS Family and Community Resource pages](#)

Language Arts (Writing)

Units of Writing

- Narrative
- Fiction
- Informational
- Opinion
- Letter

How

- Analyze author's writing
- Whole group writing
- Independent writing
- Share pieces of writing



Language Arts Block



	Group 1	Group 2	Group 3
11:00- 12:00	Whole Group Instruction (read aloud, writing, word study)		
2:00- 2:20	Small Group Reading	Work on Writing or Word Work	Work on Reading or Intervention
2:20- 2:40	Work on Reading or Intervention	Small Group Reading	Work on Writing or Word Work
2:40- 3:00	Work on Writing or Word Work	Work on Reading or Intervention	Small Group Reading

How can I help my child be a successful reader?


- Read with your child every night.
- When an error is made, WAIT, to give your child a chance to work independently.
- Ask questions. Urge your child to locate the answer in the text.
- Model expressive reading.

Math

- Standards-based instruction centered on big ideas in grade 2 including
 - Number relationships (place value and comparison)
 - Addition and subtraction through 1,000
 - Problem solving
- Differentiated small group instruction.
- Independent practice

For more information about mathematics visit
<https://www.hcpss.org/academics/mathematics/>

Math Block

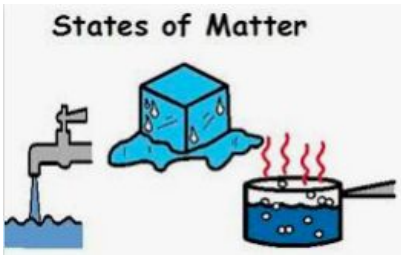





	Group 1	Group 2
9:45- 10:10	Whole Group Instruction	
10:10 - 10:30	Math Group	Independent Work
10:30 - 10:50	Independent Work	Math Group
10:50- 11:00	Closure	

How can I help my child be a successful mathematician?

- Play a math fact game with your child.
- Talk math! When reviewing your child's work, ask them HOW they got the answer.

Science

Quarter 1: Properties of Matter	Quarter 2: Earth's Features	Quarter 3: Earth's Changing Landscape	Quarter 4: Relationships in Habitats
 <p>States of Matter</p> <p>The illustration shows three states of matter: a faucet with water (liquid), a blue ice cube (solid), and a pot of boiling water with steam (gas).</p>	 <p>mountain valley lake hill</p> <p>The illustration shows a landscape with a snow-capped mountain, a valley, a blue lake, and a green hill.</p>	 <p>The illustration shows a globe being held by four hands of different skin tones, symbolizing global unity and environmental stewardship.</p>	 <p>The illustration shows a monarch butterfly with orange and black wings, symbolizing biodiversity and ecosystems.</p>

- For HCPSS Science information, visit: <https://www.hcpss.org/academics/elementary-science/>
- For more information about the Next Generation Science Standards, visit: <https://www.nextgenscience.org/parentguides>

Social Studies

Quarter 1:
Demonstrating
Democracy



Quarter 2
Connecting Our
World



Quarter 3
Consumer
Choices







Quarter 4
Change Over
Time



- For HCPSS Social Studies information, visit:

<https://tinyurl.com/2020-SocSt-Matrix>

Health

Quarter 1: Social Emotional Health	Quarter 2: Safety and Injury Prevention	Quarter 3: Nutrition and Disease Prevention	Quarter 4: Substance Abuse Prevention and Personal Health
			

- For HCPSS Health information, visit:

<https://www.hcpss.org/academics/health-education/>

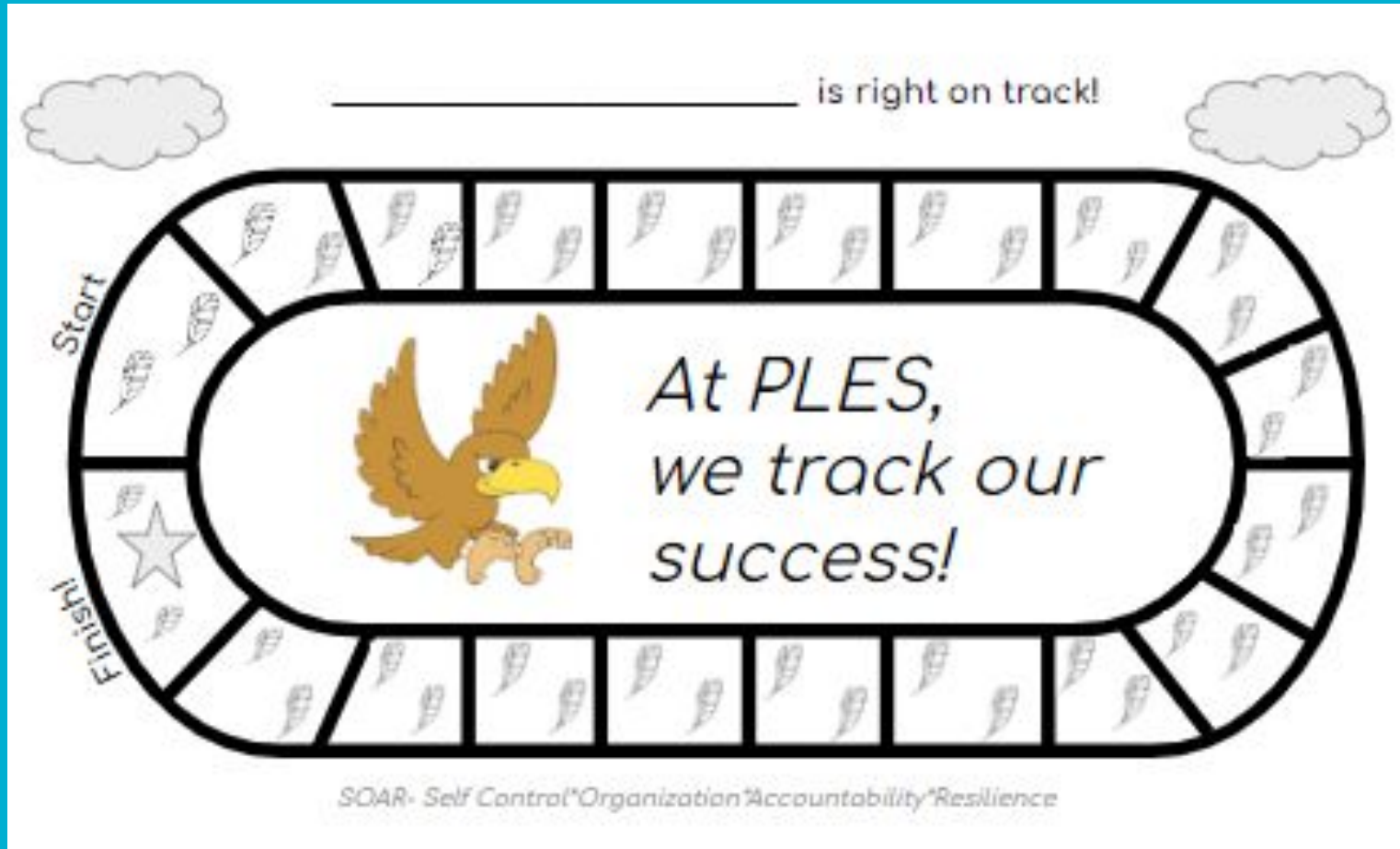
Zones of Regulation

			
<p>BLUE ZONE</p> <p>Sad Sick Tired Bored Moving Slowly</p>	<p>GREEN ZONE</p> <p>Happy Calm Feeling Okay Focused Relaxed</p>	<p>YELLOW ZONE</p> <p>Frustrated Worried Silly/Wiggly Excited Loss of Some Control</p>	<p>RED ZONE</p> <p>Mad/Angry Terrified Elated/Ecstatic Devastated Out of Control</p>

S.O.A.R.



Student Tracks




How can I help my child be a successful student?

- Look in your child's backpack at the take home and empty it nightly of any completed assignments.
- Ask your child every day one thing that he/she learned in school that day.
- Look over your child's homework.

Homework

- Students should read for 10-15 minutes nightly and color a picture for each book read. Students should practice any books or sight words sent home by the teacher.
- For math, students should practice math facts or play their math game every night.
- Reading logs will be given out the beginning of the month and returned at the end of the month.



Report Card

THE HOWARD COUNTY PUBLIC SCHOOL SYSTEM - Report Card

Student: _____ Student ID: _____ Grade: _____ Teacher: . . .

Academic Grades	Learning Behaviors
M - Meets Expectation	1 - Meets Expectation
P - Making Progress Towards Expectation	2 - Making Progress Towards Expectation
L - Limited/No Progress Towards Expectation	3 - Limited/No Progress Towards Expectation

REPORTING PERIOD					
ATTENDANCE	1	2	3	4	Total
Days Absent					
Days Present					
Days Tardy					

REPORTING PERIOD				
LANGUAGE ARTS	1	2	3	4
Demonstrates reading comprehension				
Applies grade level reading foundational skills				
Writes for different purposes and audiences				
Applies grade level knowledge of language and its conventions when writing and speaking				
Demonstrates listening and speaking skills to productively participate in conversations				

REPORTING PERIOD				
MATHEMATICS	1	2	3	4
Demonstrates understanding of number concepts and relationships				
Demonstrates understanding of addition				
Demonstrates understanding of subtraction				
Adds and subtracts to solve word problems				
Demonstrates understanding of multiplication and division.				
Demonstrates understanding of patterns, expressions, equations, and algebraic thinking				
SCIENCE				
Demonstrates use of science and engineering practices to build understanding of the content				
Demonstrates understanding of grade level life science concepts				
Demonstrates understanding of grade level earth/space science concepts				
Demonstrates understanding of grade level physical science concepts				
SOCIAL STUDIES				
Demonstrates understanding of social studies concepts				
Demonstrates ability to appropriately use social studies skills				
HEALTH EDUCATION				
Demonstrates knowledge and skills for social and emotional health				
Demonstrates knowledge and skills for violence prevention				
Demonstrates knowledge and skills for injury prevention				
Demonstrates knowledge and skills for personal health and disease prevention				

Reporting Period: Each reporting period stands independent; the fourth marking period is not cumulative

LEARNING BEHAVIORS	LANGUAGE ARTS				MATH				SCIENCE				SOCIAL STUDIES				HEALTH EDUCATION				
	1	2	3	4	1	2	3	4	1	2	3	4	1	2	3	4	1	2	3	4	
Demonstrates Interpersonal Skills																					
Demonstrates Responsibility																					
Demonstrates Perseverance																					
Demonstrates Collaboration																					
Demonstrates Initiative																					

Understanding the report card: A gray box above indicates the score is not reported during the reporting period. N/A means "not available;" see report card comments for more information. The report card is one means of communicating your student's progress within Howard County Public School System's curriculum for each quarter. Parents are encouraged to maintain communication with school staff throughout the year.

For more information about grading and reporting, please visit <https://www.hcpss.org/report-cards>

Communication

- Class Dojo
- E-mail <https://ples.hcpss.org/school-staff>
- Child's Canvas Inbox e-mail
- If your child will be absent or late, please notify the teacher and send an e-mail to PLESAbsence@HCPSS.org
- Thursday folder
- If you are going to change how your child is getting home on any given day, either send in a note or call the front office BEFORE 2:45pm.

Questions



THANKS FOR COMING!

