



# Grade 2 Back-to- School Night 2023-2024

# Second Grade Teachers



# Daily Schedule

8:25 Breakfast

8:40 Circle

8:55 ELA (Word Study, Reading Groups, Being a Writer & Read Alouds)

10:55 Recess, Lunch & Related Arts

12:55 Content (Social Studies, Science & Health)

1:40 Math

3:05 Dismissal

# Breakfast & Lunch

- Breakfast is available every day at 8:25 - 8:40.
- Breakfast is FREE.
- Lunch is at 11:25 - 11:55.
- Lunch costs \$2.80 unless you have been approved for free or reduced lunch. This form should be completed each year.
- Please make sure your child knows his/her pin number.
- [Application for Free and Reduced Lunch](#)

# Language Arts (Reading)

- Direct instruction of the reading standards through modeled lessons and interactive read alouds.
- Grade appropriate phonetic patterns taught through explicit word study instruction for spelling and reading.
- Differentiated small group instruction.
- Independent Work on Reading & Work on Writing activities.

*Supports for reading instruction are available on the  
[HCPSS Family and Community Resource pages](#)*

# Language Arts (Writing)

## Units of Writing

- Narrative
- Fiction
- Informational
- Opinion
- Letter

## How

- Analyze author's writing
- Whole group writing
- Independent writing
- Share pieces of writing



# Language Arts Block



	Group 1	Group 2	Group 3
8:55 - 10:10	Whole Group Instruction (read aloud, writing, word study)		
10:10 - 10:25	Small Group Reading	Work on Writing or Word Work	Work on Reading or Intervention
10:25 - 10:40	Work on Reading or Intervention	Small Group Reading	Work on Writing or Word Work
10:40 - 10:55	Work on Writing or Word Work	Work on Reading or Intervention	Small Group Reading

# How can I help my child be a successful reader?

- Read with your child every night.
- When an error is made, WAIT, to give your child a chance to work independently.
- Ask questions. Urge your child to locate the answer in the text.
- Model expressive reading.




# Math

- Standards-based instruction centered on big ideas in grade 2 including
  - Number relationships (place value and comparison)
  - Addition and subtraction through 1,000
  - Problem solving
- Differentiated small group instruction.
- Independent practice

For more information about mathematics visit  
<https://www.hcpss.org/academics/mathematics/>

# Math Block

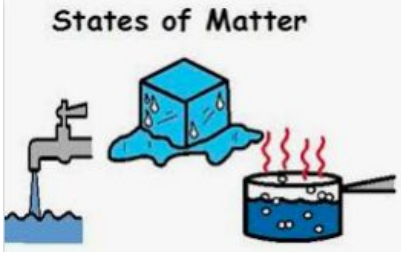





	Group 1	Group 2
1:40- 2:05	Whole Group Instruction	
2:05 - 2:25	Math Group	Independent Work
2:25 - 2:45	Independent Work	Math Group
2:45 - 2:55	Closure	

# How can I help my child be a successful mathematician?





- Play a math fact game with your child.
- Talk math! When reviewing your child's work, ask them HOW they got the answer.

# Science

Quarter 1: Properties of Matter	Quarter 2: Earth's Features	Quarter 3: Earth's Changing Landscape	Quarter 4: Relationships in Habitats
<p>States of Matter</p> 			

- For HCPSS Science information, visit: <https://www.hcpss.org/academics/elementary-science/>
- For more information about the Next Generation Science Standards, visit: <https://www.nextgenscience.org/parentguides>





# Social Studies

Quarter 1: Demonstrating Democracy	Quarter 2 Connecting Our World	Quarter 3 Consumer Choices	Quarter 4 Change Over Time
			

- For HCPSS Social Studies information, visit:

<https://tinyurl.com/2020-SocSt-Matrix>





# Health

Quarter 1: Social Emotional Health	Quarter 2: Safety and Injury Prevention	Quarter 3: Nutrition and Disease Prevention	Quarter 4: Substance Abuse Prevention and Personal Health
			

- For HCPSS Health information, visit:

<https://www.hcpss.org/academics/health-education/>

# Zones of Regulation

			
<b>BLUE ZONE</b> Sad Sick Tired Bored Moving Slowly	<b>GREEN ZONE</b> Happy Calm Feeling Okay Focused Ready to Learn	<b>YELLOW ZONE</b> Frustrated Worried Silly/Wiggly Excited Loss of Some Control	<b>RED ZONE</b> Mad/Angry Terrified Yelling/Hitting Elated Out of Control





# How can I help my child be a successful student?

- Look in your child's backpack at the take home and empty it nightly of any completed assignments.
- Ask your child every day one thing that he/she learned in school that day.
- Look over your child's homework.



# Homework

- Students should read for 10-15 minutes and practice math facts every night.
- Homework paper given out Friday and DUE on the following Friday.

Name: _____		Due Date: <u>3-18-22</u>	
<b>HOMework</b>			
Directions: Homework can be so much more than a worksheet. Help your child participate in the following activities! Please send back with your child on the due date.			
<b>Weekly Chore!</b>		<b>Read Each night!</b>	
clean under the couch cushions  How did you like this chore? _____ _____		What did you read this week? Monday: _____ Tuesday: _____ Wednesday: _____ Thursday: _____ Friday: _____ Saturday: _____ Sunday: _____	
<b>Let's learn Through Play!</b>			
Using chalk play outside. Draw a picture, write your name or play hopscotch! What did you play? _____ Who did you play with? _____			
<b>Share Something About Your Week!</b>			
We will do sharing on <u>Friday</u> ! (You are welcome to send in pictures/souvenirs) _____ _____ _____			
Parent Signature: _____			
© 1998/1999/2000			

# Report Card

Please make sure to attend the information night for report cards on September 20th.



# Communication

- Class Dojo
- E-mail <https://ples.hcpss.org/school-staff>
- Child's Canvas Inbox e-mail
- If your child will be absent or late, please notify the teacher and send an e-mail to [PLESAbsence@HCPSS.org](mailto:PLESAbsence@HCPSS.org)
- Thursday folder
- If you are going to change how your child is getting home on any given day, either send in a note or call the front office BEFORE 2:50pm

# Questions



# THANKS FOR COMING!

